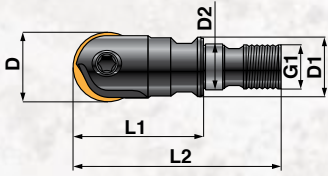

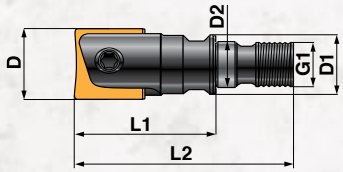


## Profile Milling Program Tools




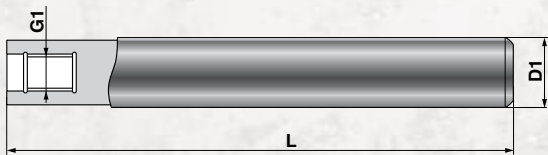
### SF CY - Screw-on Head, Ball

Tool Ordering Number	Size ØD	Diameter D1	Diameter D2	Thread G1	Length L1	Length L2	Fits Shank Ø	Use with Inserts	
								Type	Code
CY-0375-SC-M6	0.375	0.340	0.256	M6	0.95	1.50	0.500/10+12mm		MB, MBT, RB-N, BS-N, RBT
SFCY-0500-SC-M6	0.500	0.444	0.256	M6	1.00	1.70	0.500/12mm		
SFCY-0625-SC-M8	0.625	0.566	0.335	M8	1.25	1.95	0.625/16mm		
SFCY-0750-SC-M10	0.750	0.678	0.414	M10	1.40	2.22	0.750/20mm		
SFCY-1000-SC-M12	1.000	0.886	0.492	M12	1.71	2.58	1.000/25mm		



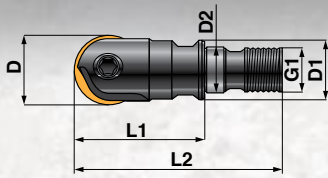
### CYF - Screw-on Head, Flat

Tool Ordering Number	Size ØD	Diameter D1	Diameter D2	Thread G1	Length L1	Length L2	Fits Shank Ø	Use with Inserts	
								Type	Code
CYF-0375-SC-M6	0.375	0.340	0.256	M6	0.95	1.50	0.500/10+12mm		BD-N, BD-R, BDS, FB-R, TO, TOBD-NF, HF
CYF-0500-SC-M6	0.508	0.444	0.256	M6	1.00	1.70	0.500/12mm		
CYF-0625-SC-M8	0.625	0.566	0.335	M8	1.25	1.95	0.625/16mm		
CYF-0750-SC-M10	0.750	0.678	0.414	M10	1.40	2.22	0.750/20mm		
CYF-1000-SC-M12	1.000	0.886	0.492	M12	1.71	2.58	1.000/25mm		



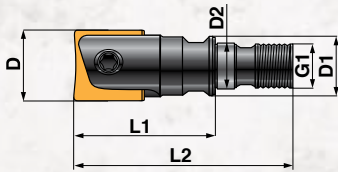
### Solid Carbide Adaptor

Tool Ordering Number	Dimensions				Thread G1
	Size ØD1	Neck ØD2	Neck L1	Total L	
CY-0375-6.0-SC-M6	0.375	-	-	6.000	M6
CY-0500-6.0-SC-M6	0.500	-	-	6.000	M6
CY-0625-6.0-SC-M8	0.625	-	-	6.000	M8
CY-0750-8.0-SC-M10	0.750	-	-	8.000	M10
CY-1000-4.0-SC-M12	1.000	-	-	4.000	M12
CY-1000-7.0-SC-4.1-M12-CH	1.000	0.945	4.10	7.000	M12
CY-1000-10.0-SC-M12	1.000	-	-	10.000	M12



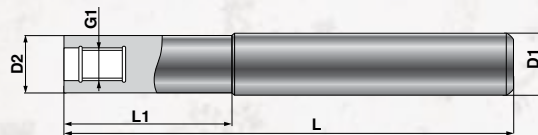
### SF CY - Screw-on Head, Ball

Tool Ordering Number	Size ØD	Diameter D1	Diameter D2	Thread G1	Length L1	Length L2	Screw	Key	Use with Inserts	
									Type	Code
SFCY-10-SC-M6	10	9,8	6,5	M6	24	40	MS10	T15		MB, MBT, RB-N, BS-N, RBT
SFCY-12-SC-M6	12	10,8	6,5	M6	26	42	MS12	T20		
SFCY-16-SC-M8	16	15,0	8,5	M8	30	48	MS16	T20		
SFCY-20-SC-M10	20	18,0	10,5	M10	36	56	MS20	T20		
SFCY-25-SC-M12	25	22,5	12,5	M12	44	65	MS25	T20		
SFCY-32-SC-M16	32	28,6	16,5	M16	50	74	MS32	T30		



### CYF - Screw-on Head, Flat

Tool Ordering Number	Size ØD	Diameter D1	Diameter D2	Thread G1	Length L1	Length L2	Screw	Key	Use with Inserts	
									Type	Code
CYF-10-SC-M6	10	9,8	6,5	M6	24	40	MS10	T15		BD-N, BD-R, BDS, FB-R, TO, TOBD-NF, HF
CYF-12-SC-M6	12	10,8	6,5	M6	26	42	MS12	T20		
CYF-16-SC-M8	16	15,0	8,5	M8	30	48	MS16	T20		
CYF-20-SC-M10	20	18,0	10,5	M10	36	56	MS20	T20		
CYF-25-SC-M12	25	22,5	12,5	M12	44	65	MS25	T20		
CYF-32-SC-M16	32	28,6	16,5	M16	50	74	MS32	T30		



### Solid Carbide Adaptor

Tool Ordering Number	Size ØD1	Neck ØD2	Neck L1	Total L	Thread G1
CY-10-150-SC-M6	10	9,8	30	150	M6
CY-12-80-12-SC-M6	12	10,8	27	80	M6
CY-12-150-SC-M6	12	10,8	27	150	M6
CY-16-200-SC-M8	16	15,0	31	200	M8
CY-18-130-SC-M10-CH	18	-	-	130	M10
CY-18-190-SC-M10-CH	18	-	-	190	M10
CY-20-200-SC-M10	20	18,0	36	200	M10
CY-25-170-SC-106-M12	25	24	106	170	M12
CY-25-220-SC-156-M12	25	24	156	220	M12
CY-25-250-SC-M12	25	22,5	44	250	M12
CY-32-170-SC-106-M16	32	29	106	170	M16
CY-32-220-SC-156-M16	32	29	156	220	M16
CY-32-300-SC-M16	32	28,6	52	300	M16