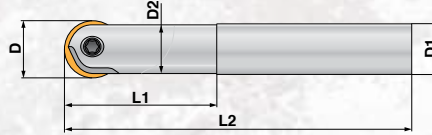
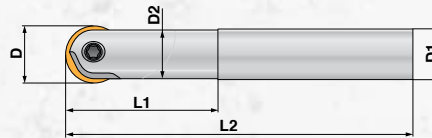


Graphite Machining Program - True Diamond Coated Inserts



VRBS/RB - General Ball Nose Graphite Machining Line, Inch

| Tool Ordering Number | Dimensions | | | | | Recommended Shank Part Number |
|----------------------|------------|-----------|----------|----------------|-----------------|-------------------------------|
| | Size ØD | Shank ØD1 | Neck ØD2 | Neck Length L1 | Total Length L2 | |
| VRBS-0250-DMD | 0.250 | 0.250 | NA | NA | 6.000 | CBCYV-0250-6.0-0250 |
| VRBS-0312-DMD | 0.312 | 0.312 | NA | NA | 6.000 | CBCYV-0312-6.0-0312 |
| RB-0375-N-DMD | 0.375 | 0.375 | 0.337 | 1.145 | 6.000 | CBCY-0375-6.0-0375 |
| RB-0500-N-DMD | 0.500 | 0.500 | 0.440 | 1.145 | 6.000 | CBSFCY-0500-6.0-0500 |
| RB-0500-N-DMD | 0.500 | 12mm | 0.440 | 1.145 | 6.000 | CBSFCY-0500-6.0-12 |
| RB-0625-N-DMD | 0.625 | 0.625 | 0.550 | 1.325 | 6.000 | CBSFCY-0625-6.0-0625 |
| RB-0750-N-DMD | 0.750 | 0.750 | 0.675 | 1.500 | 8.000 | CBSFCY-0750-8.0-0750 |
| RB-0750-N-DMD | 0.750 | 18mm | 0.675 | 1.500 | 8.000 | CBSFCY-0750-8.0-18 |
| RB-1000-N-DMD | 1.000 | 1.000 | 0.882 | 1.866 | 8.000 | CBSFCY-1000-8.0-1000 |
| RB-1000-N-DMD | 1.000 | 25mm | 0.882 | 1.866 | 8.000 | CBSFCY-1000-8.0-25 |

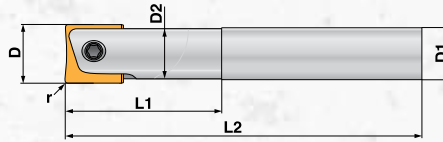



MBT - Ball Nose Graphite Finishing Line, Inch

| Tool Ordering Number | Dimensions | | | | | Recommended Shank Part Number |
|----------------------|------------|-----------|----------|----------------|-----------------|-------------------------------|
| | Size ØD | Shank ØD1 | Neck ØD2 | Neck Length L1 | Total Length L2 | |
| MBT-0375-DMD | 0.375 | 0.375 | 0.337 | 1.145 | 6.000 | CBCY-0375-6.0-0375 |
| MBT-0500-DMD | 0.500 | 0.500 | 0.440 | 1.145 | 6.000 | CBSFCY-0500-6.0-0500 |
| MBT-0500-DMD | 0.500 | 12mm | 0.440 | 1.145 | 6.000 | CBSFCY-0500-6.0-12 |
| MBT-0625-DMD | 0.625 | 0.625 | 0.550 | 1.325 | 6.000 | CBSFCY-0625-6.0-0625 |
| MBT-0750-DMD | 0.750 | 0.750 | 0.675 | 1.500 | 8.000 | CBSFCY-0750-8.0-0750 |
| MBT-0750-DMD | 0.750 | 18mm | 0.675 | 1.500 | 8.000 | CBSFCY-0750-8.0-18 |
| MBT-1000-DMD | 1.000 | 1.000 | 0.882 | 1.866 | 8.000 | CBSFCY-1000-8.0-1000 |
| MBT-1000-DMD | 1.000 | 25mm | 0.882 | 1.866 | 8.000 | CBSFCY-1000-8.0-25 |

* For other holder options, see page 10 (Inch).

Graphite Machining Program - True Diamond Coating or PCD Tipped



VBD/BDS - Flat Bottom Graphite Machining Line, Inch

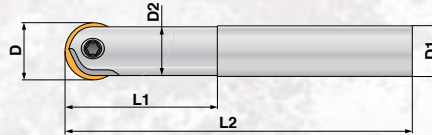
| Tool Ordering Number | Dimensions | | | | | | Recommended Shank Part Number |
|----------------------|------------|--------|-----------|----------|----------------|-----------------|-------------------------------|
| | Size ØD | Radius | Shank ØD1 | Neck ØD2 | Neck Length L1 | Total Length L2 | |
| VBD-0250-R01- | 0.250 | 0.015 | 0.250 | NA | NA | 6.000 | CBCYV-0250-6.0-0250 |
| VBD-0312-R01- | 0.312 | 0.015 | 0.312 | NA | NA | 6.000 | CBCYV-0312-6.0-0312 |
| BDS-0375-N02- | 0.375 | 0.031 | 0.375 | 0.337 | 1.145 | 6.000 | CBCY-0375-6.0-0375 |
| BDS-0375-N04- | 0.375 | 0.062 | 0.375 | 0.337 | 1.145 | 6.000 | CBCY-0375-6.0-0375 |
| BDS-0500-N01- | 0.500 | 0.015 | 0.500 | 0.440 | 1.145 | 6.000 | CBCYF-0500-6.0-0500 |
| BDS-0500-N02- | 0.500 | 0.031 | 0.500 | 0.440 | 1.145 | 6.000 | CBCYF-0500-6.0-0500 |
| BDS-0500-N04- | 0.500 | 0.062 | 0.500 | 0.440 | 1.145 | 6.000 | CBCYF-0500-6.0-0500 |
| BDS-0500-N01- | 0.500 | 0.015 | 12mm | 0.440 | 1.145 | 6.000 | CBCYF-0500-6.0-12 |
| BDS-0500-N02- | 0.500 | 0.031 | 12mm | 0.440 | 1.145 | 6.000 | CBCYF-0500-6.0-12 |
| BDS-0500-N04- | 0.500 | 0.062 | 12mm | 0.440 | 1.145 | 6.000 | CBCYF-0500-6.0-12 |
| BDS-0625-N02- | 0.625 | 0.031 | 0.625 | 0.550 | 1.325 | 6.000 | CBCYF-0625-6.0-0625 |
| BDS-0625-N04- | 0.625 | 0.062 | 0.625 | 0.550 | 1.325 | 6.000 | CBCYF-0625-6.0-0625 |
| BDS-0750-N02- | 0.750 | 0.031 | 0.750 | 0.675 | 1.500 | 8.000 | CBCYF-0750-8.0-0750 |
| BDS-0750-N04- | 0.750 | 0.062 | 0.750 | 0.675 | 1.500 | 8.000 | CBCYF-0750-8.0-0750 |
| BDS-0750-N08- | 0.750 | 0.125 | 0.750 | 0.675 | 1.500 | 8.000 | CBCYF-0750-8.0-0750 |
| BDS-0750-N02- | 0.750 | 0.031 | 18mm | 0.675 | 1.512 | 8.000 | CBCYF-0750-8.0-18 |
| BDS-0750-N04- | 0.750 | 0.062 | 18mm | 0.675 | 1.512 | 8.000 | CBCYF-0750-8.0-18 |
| BDS-0750-N08- | 0.750 | 0.125 | 18mm | 0.675 | 1.512 | 8.000 | CBCYF-0750-8.0-18 |
| BDS-1000-N02- | 1.000 | 0.031 | 1.000 | 0.820 | 1.866 | 8.000 | CBCYF-1000-8.0-1000 |
| BDS-1000-N04- | 1.000 | 0.062 | 1.000 | 0.820 | 1.866 | 8.000 | CBCYF-1000-8.0-1000 |
| BDS-1000-N08- | 1.000 | 0.125 | 1.000 | 0.820 | 1.866 | 8.000 | CBCYF-1000-8.0-1000 |
| BDS-1000-N02- | 1.000 | 0.031 | 25mm | 0.820 | 1.866 | 8.000 | CBCYF-1000-8.0-25 |
| BDS-1000-N04- | 1.000 | 0.062 | 25mm | 0.820 | 1.866 | 8.000 | CBCYF-1000-8.0-25 |
| BDS-1000-N08- | 1.000 | 0.125 | 25mm | 0.820 | 1.866 | 8.000 | CBCYF-1000-8.0-25 |

All products on these pages come in both PCD Tipped and Diamond Coated (DMD).

Examples: VBD-0250-R01-DMD
BDS-0375-N02-PCD

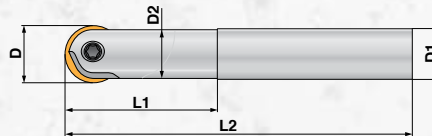
* For other holder options, see page 10 (Inch).

Graphite Machining Program - True Diamond Coated Inserts



VRBS/RB - General Ball Nose Graphite Machining Line, Metric

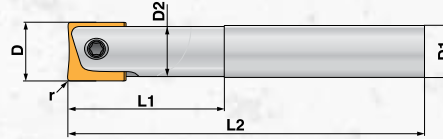

| Tool Ordering Number | Dimensions | | | | | Recommended Shank Part Number |
|----------------------|------------|-----------|----------|----------------|-----------------|-------------------------------|
| | Size ØD | Shank ØD1 | Neck ØD2 | Neck Length L1 | Total Length L2 | |
| VRBS-6-DMD | 6 | 6 | 5,7 | 30 | 115 | CBCYV-06-115-06 |
| VRBS-8-DMD | 8 | 8 | 7,5 | 30 | 115 | CBCYV-08-130-08 |
| RB-10-N-DMD | 10 | 10 | 9,0 | 32 | 150 | CBCY-10-150-10 |
| RB-12-N-DMD | 12 | 12 | 10,8 | 52 | 165 | CBSFCY-12-150-12 |
| RB-16-N-DMD | 16 | 16 | 14,4 | 52 | 170 | CBSFCY-16-150-16 |
| RB-20-N-DMD | 20 | 20 | 18,0 | 77 | 225 | CBSFCY-20-200-20 |
| RB-25-N-DMD | 25 | 25 | 22,5 | 93 | 230 | CBSFCY-25-200-25 |
| RB-30-N-DMD | 30 | 30 | 27,2 | 57 | 230 | CBSFCY-30/32-190-32 |
| RB-32-N-DMD | 32 | 32 | 27,2 | 57 | 230 | CBSFCY-30/32-190-32 |



MBT - Ball Nose Graphite Finishing Line, Metric

| Tool Ordering Number | Dimensions | | | | | Recommended Shank Part Number |
|----------------------|------------|-----------|----------|----------------|-----------------|-------------------------------|
| | Size ØD | Shank ØD1 | Neck ØD2 | Neck Length L1 | Total Length L2 | |
| MBT-10-DMD | 10 | 10 | 9,0 | 32 | 150 | CBCY-10-150-10 |
| MBT-12-DMD | 12 | 12 | 10,8 | 52 | 165 | CBSFCY-12-150-12 |
| MBT-16-DMD | 16 | 16 | 14,4 | 52 | 170 | CBSFCY-16-150-16 |
| MBT-20-DMD | 20 | 20 | 18,0 | 77 | 225 | CBSFCY-20-200-20 |
| MBT-25-DMD | 25 | 25 | 22,5 | 93 | 230 | CBSFCY-25-200-25 |
| MBT-30-DMD | 30 | 30 | 27,2 | 57 | 230 | CBSFCY-30/32-190-32 |
| MBT-32-DMD | 32 | 32 | 27,2 | 57 | 230 | CBSFCY-30/32-190-32 |

Graphite Machining Program - True Diamond Coating or PCD Tipped



VBD/BDS - Flat Bottom Graphite Machining Line, Metric

| Tool Ordering Number | Dimensions | | | | | | Recommended Shank Part Number |
|----------------------|------------|--------|-----------|----------|----------------|-----------------|-------------------------------|
| | Size ØD | Radius | Shank ØD1 | Neck ØD2 | Neck Length L1 | Total Length L2 | |
| VBD-06-R0,1 | 6 | 0,1 | 6 | 5,7 | 30 | 115 | CBCYV-06-115-06 |
| VBD-06-R0,4 | 6 | 0,4 | 6 | 5,7 | 30 | 115 | CBCYV-06-115-06 |
| VBD-08-R0,1 | 8 | 0,1 | 8 | 7,5 | 30 | 115 | CBCYV-08-130-08 |
| VBD-08-R0,4 | 8 | 0,4 | 8 | 7,5 | 30 | 115 | CBCYV-08-130-08 |
| BDS-10-N-0.1 | 10 | 0,1 | 10 | 9,0 | 32 | 150 | CBCY-10-150-10 |
| BDS-10-N-0.8 | 10 | 0,8 | 10 | 9,0 | 32 | 150 | CBCY-10-150-10 |
| BDS-10-N-1.0 | 10 | 1,0 | 10 | 9,0 | 32 | 150 | CBCY-10-150-10 |
| BDS-12-N-0.1 | 12 | 0,1 | 12 | 10,8 | 52 | 165 | CBCYF-12-150-12 |
| BDS-12-N-1.0 | 12 | 1,0 | 12 | 10,8 | 52 | 165 | CBCYF-12-150-12 |
| BDS-16-N-0.1 | 16 | 0,1 | 16 | 14,4 | 52 | 170 | CBCYF-16-150-16 |
| BDS-16-N-1.0 | 16 | 1,0 | 16 | 14,4 | 52 | 170 | CBCYF-16-150-16 |
| BDS-16-N-1.3 | 16 | 1,3 | 16 | 14,4 | 52 | 170 | CBCYF-16-150-16 |
| BDS-20-N-0.1 | 20 | 0,1 | 20 | 18,0 | 77 | 225 | CBCYF-20-200-20 |
| BDS-20-N-1.0 | 20 | 1,0 | 20 | 18,0 | 77 | 225 | CBCYF-20-200-20 |
| BDS-20-N-1.6 | 20 | 1,6 | 20 | 18,0 | 77 | 225 | CBCYF-20-200-20 |
| BDS-25-N-1.0 | 25 | 1,0 | 25 | 22,5 | 93 | 230 | CBCYF-25-200-25 |
| BDS-25-N-2.0 | 25 | 2,0 | 25 | 22,5 | 93 | 230 | CBCYF-25-200-25 |

* For other holder options, see page 62 (Metric).