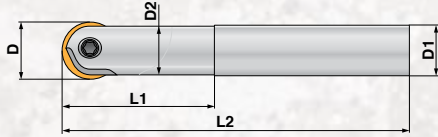
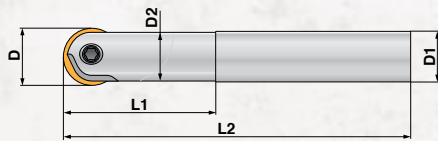


Graphite Machining Program



VRBS/RB - General Ball Nose Graphite Machining Line, Inch

Tool Ordering Number	Dimensions					Recommended Shank Part Number
	Size ØD	Shank ØD1	Neck ØD2	Neck Length L1	Total Length L2	
VRBS-0250-DMD	0.250	0.250	NA	NA	6.000	CBCYV-0250-6.0-0250
VRBS-0312-DMD	0.312	0.312	NA	NA	6.000	CBCYV-0312-6.0-0312
RB-0375-N-DMD	0.375	0.375	0.337	1.145	6.000	CBCY-0375-6.0-0375
RB-0500-N-DMD	0.500	0.500	0.440	1.145	6.000	CBSFCY-0500-6.0-0500
RB-0500-N-DMD	0.500	12mm	0.440	1.145	6.000	CBSFCY-0500-6.0-12
RB-0625-N-DMD	0.625	0.625	0.550	1.325	6.000	CBSFCY-0625-6.0-0625
RB-0750-N-DMD	0.750	0.750	0.675	1.500	8.000	CBSFCY-0750-8.0-0750
RB-0750-N-DMD	0.750	18mm	0.675	1.500	8.000	CBSFCY-0750-8.0-18
RB-1000-N-DMD	1.000	1.000	0.882	1.866	8.000	CBSFCY-1000-8.0-1000
RB-1000-N-DMD	1.000	25mm	0.882	1.866	8.000	CBSFCY-1000-8.0-25

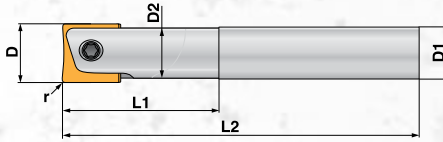


MBT - Ball Nose Graphite Finishing Line, Inch

Tool Ordering Number	Dimensions					Recommended Shank Part Number
	Size ØD	Shank ØD1	Neck ØD2	Neck Length L1	Total Length L2	
MBT-0375-DMD	0.375	0.375	0.337	1.145	6.000	CBCY-0375-6.0-0375
MBT-0500-DMD	0.500	0.500	0.440	1.145	6.000	CBSFCY-0500-6.0-0500
MBT-0500-DMD	0.500	12mm	0.440	1.145	6.000	CBSFCY-0500-6.0-12
MBT-0625-DMD	0.625	0.625	0.550	1.325	6.000	CBSFCY-0625-6.0-0625
MBT-0750-DMD	0.750	0.750	0.675	1.500	8.000	CBSFCY-0750-8.0-0750
MBT-0750-DMD	0.750	18mm	0.675	1.500	8.000	CBSFCY-0750-8.0-18
MBT-1000-DMD	1.000	1.000	0.882	1.866	8.000	CBSFCY-1000-8.0-1000
MBT-1000-DMD	1.000	25mm	0.882	1.866	8.000	CBSFCY-1000-8.0-25

* For other holder options, see page 12 (Inch).

Graphite Machining Program



VBD/BDS - Flat Bottom Graphite Machining Line, Inch

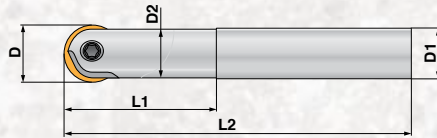
Tool Ordering Number	Dimensions						Recommended Shank Part Number
	Size ØD	Radius	Shank ØD1	Neck ØD2	Neck Length L1	Total Length L2	
VBD-0250-R01-	0.250	0.015	0.250	NA	NA	6.000	CBCYV-0250-6.0-0250
VBD-0312-R01-	0.312	0.015	0.312	NA	NA	6.000	CBCYV-0312-6.0-0312
BDS-0375-N02-	0.375	0.031	0.375	0.337	1.145	6.000	CBCY-0375-6.0-0375
BDS-0375-N04-	0.375	0.062	0.375	0.337	1.145	6.000	CBCY-0375-6.0-0375
BDS-0500-N01-	0.500	0.015	0.500	0.440	1.145	6.000	CBCYF-0500-6.0-0500
BDS-0500-N02-	0.500	0.031	0.500	0.440	1.145	6.000	CBCYF-0500-6.0-0500
BDS-0500-N04-	0.500	0.062	0.500	0.440	1.145	6.000	CBCYF-0500-6.0-0500
BDS-0500-N01-	0.500	0.015	12mm	0.440	1.145	6.000	CBCYF-0500-6.0-12
BDS-0500-N02-	0.500	0.031	12mm	0.440	1.145	6.000	CBCYF-0500-6.0-12
BDS-0500-N04-	0.500	0.062	12mm	0.440	1.145	6.000	CBCYF-0500-6.0-12
BDS-0625-N02-	0.625	0.031	0.625	0.550	1.325	6.000	CBCYF-0625-6.0-0625
BDS-0625-N04-	0.625	0.062	0.625	0.550	1.325	6.000	CBCYF-0625-6.0-0625
BDS-0750-N02-	0.750	0.031	0.750	0.675	1.500	8.000	CBCYF-0750-8.0-0750
BDS-0750-N04-	0.750	0.062	0.750	0.675	1.500	8.000	CBCYF-0750-8.0-0750
BDS-0750-N08-	0.750	0.125	0.750	0.675	1.500	8.000	CBCYF-0750-8.0-0750
BDS-0750-N02-	0.750	0.031	18mm	0.675	1.512	8.000	CBCYF-0750-8.0-18
BDS-0750-N04-	0.750	0.062	18mm	0.675	1.512	8.000	CBCYF-0750-8.0-18
BDS-0750-N08-	0.750	0.125	18mm	0.675	1.512	8.000	CBCYF-0750-8.0-18
BDS-1000-N02-	1.000	0.031	1.000	0.820	1.866	8.000	CBCYF-1000-8.0-1000
BDS-1000-N04-	1.000	0.062	1.000	0.820	1.866	8.000	CBCYF-1000-8.0-1000
BDS-1000-N08-	1.000	0.125	1.000	0.820	1.866	8.000	CBCYF-1000-8.0-1000
BDS-1000-N02-	1.000	0.031	25mm	0.820	1.866	8.000	CBCYF-1000-8.0-25
BDS-1000-N04-	1.000	0.062	25mm	0.820	1.866	8.000	CBCYF-1000-8.0-25
BDS-1000-N08-	1.000	0.125	25mm	0.820	1.866	8.000	CBCYF-1000-8.0-25

All products on these pages come in both PCD Tipped and Diamond Coated (DMD).

Examples: VBD-0250-R01-PCD
BDS-0375-N02-DMD

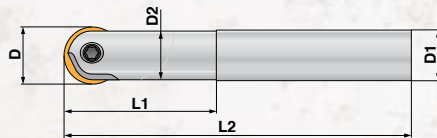
* For other holder options, see page 12 (Inch).

Graphite Machining Program



VRBS/RB - General Ball Nose Graphite Machining Line, Metric

Tool Ordering Number	Dimensions					Recommended Shank Part Number
	Size ØD	Shank ØD1	Neck ØD2	Neck Length L1	Total Length L2	
VRBS-6-DMD	6	6	5,7	30	115	CBCYV-06-115-06
VRBS-8-DMD	8	8	7,5	30	115	CBCYV-08-130-08
RB-10-N-DMD	10	10	9,0	32	150	CBCY-10-150-10
RB-12-N-DMD	12	12	10,8	52	165	CBSFCY-12-150-12
RB-16-N-DMD	16	16	14,4	52	170	CBSFCY-16-150-16
RB-20-N-DMD	20	20	18,0	77	225	CBSFCY-20-200-20
RB-25-N-DMD	25	25	22,5	93	230	CBSFCY-25-200-25
RB-30-N-DMD	30	30	27,2	57	230	CBSFCY-30/32-190-32
RB-32-N-DMD	32	32	27,2	57	230	CBSFCY-30/32-190-32

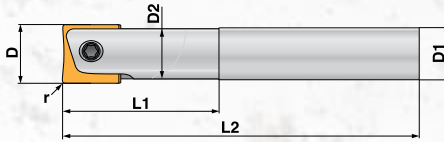


MBT - Ball Nose Graphite Finishing Line, Metric

Tool Ordering Number	Dimensions					Recommended Shank Part Number
	Size ØD	Shank ØD1	Neck ØD2	Neck Length L1	Total Length L2	
MBT-10-DMD	10	10	9,0	32	150	CBCY-10-150-10
MBT-12-DMD	12	12	10,8	52	165	CBSFCY-12-150-12
MBT-16-DMD	16	16	14,4	52	170	CBSFCY-16-150-16
MBT-20-DMD	20	20	18,0	77	225	CBSFCY-20-200-20
MBT-25-DMD	25	25	22,5	93	230	CBSFCY-25-200-25
MBT-30-DMD	30	30	27,2	57	230	CBSFCY-30/32-190-32
MBT-32-DMD	32	32	27,2	57	230	CBSFCY-30/32-190-32

* For other holder options, see page 13 (Metric).

Graphite Machining Program



VBD/BDS - Flat Bottom Graphite Machining Line, Metric

Tool Ordering Number	Dimensions						Recommended Shank Part Number
	Size ØD	Radius	Shank ØD1	Neck ØD2	Neck Length L1	Total Length L2	
VBD-06-R0,1	6	0,1	6	5,7	30	115	CBCYV-06-115-06
VBD-06-R0,4	6	0,4	6	5,7	30	115	CBCYV-06-115-06
VBD-08-R0,1	8	0,1	8	7,5	30	115	CBCYV-08-130-08
VBD-08-R0,4	8	0,4	8	7,5	30	115	CBCYV-08-130-08
BDS-10-N-0.1	10	0,1	10	9,0	32	150	CBCY-10-150-10
BDS-10-N-0.8	10	0,8	10	9,0	32	150	CBCY-10-150-10
BDS-10-N-1.0	10	1,0	10	9,0	32	150	CBCY-10-150-10
BDS-12-N-0.1	12	0,1	12	10,8	52	165	CBCYF-12-150-12
BDS-12-N-1.0	12	1,0	12	10,8	52	165	CBCYF-12-150-12
BDS-16-N-0.1	16	0,1	16	14,4	52	170	CBCYF-16-150-16
BDS-16-N-1.0	16	1,0	16	14,4	52	170	CBCYF-16-150-16
BDS-16-N-1.3	16	1,3	16	14,4	52	170	CBCYF-16-150-16
BDS-20-N-0.1	20	0,1	20	18,0	77	225	CBCYF-20-200-20
BDS-20-N-1.0	20	1,0	20	18,0	77	225	CBCYF-20-200-20
BDS-20-N-1.6	20	1,6	20	18,0	77	225	CBCYF-20-200-20
BDS-25-N-1.0	25	1,0	25	22,5	93	230	CBCYF-25-200-25
BDS-25-N-2.0	25	2,0	25	22,5	93	230	CBCYF-25-200-25

* For other holder options, see page 13 (Metric).